

All Swine exhibitors are required to submit a diagram of their hog's ear notching. Please complete the diagram above with the correct notching. If you have a backup animal, you will need to submit this information for that animal as well. *Submit one diagram per animal.*

*Please see instructions on back of page for information on identifying notching*

Exhibitor's Name \_\_\_\_\_

Litter Number \_\_\_\_\_

Pig Number \_\_\_\_\_

Is this animal being tagged for backup? \_\_\_\_\_

YES

NO

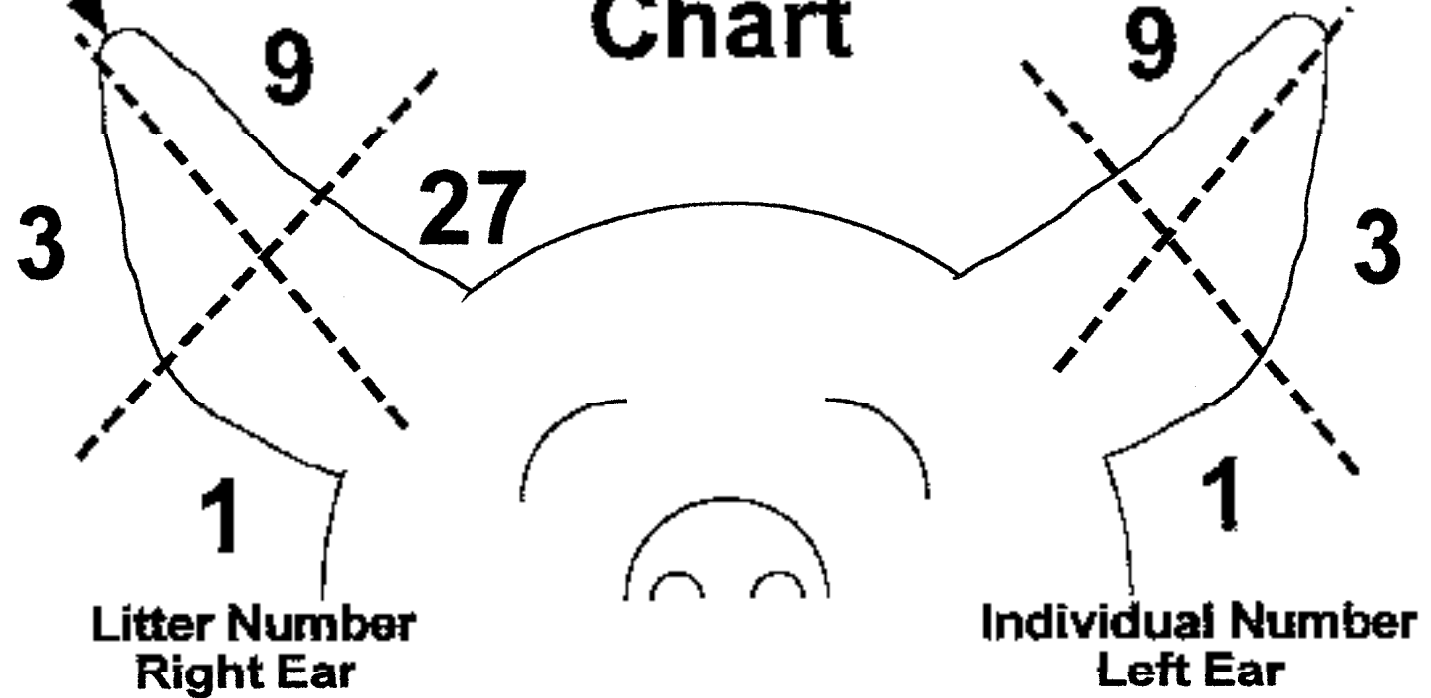
My hog does not have any ear notching as it was bred by myself or my family? YES \_\_\_\_\_

To register your market hog please submit this diagram along with your entry form, bill of sale, Code of Practice, photograph and entry fees

**Due By: Friday, May 31st by 4:00 pm**

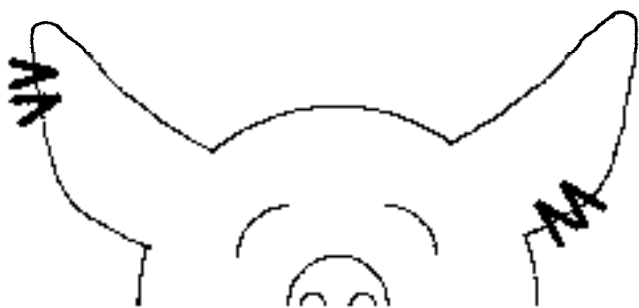
Failure to provide all of the required information may result in disqualification so we encourage you to read the instructions completely.

# 81 Swine Ear Notching Chart



No more than two notches in each position, except 81 only one notch allowed.


## Examples




Litter # 6 - Pig # 2



Litter # 11 - Pig # 5



Litter # 40 - Pig # 8



Litter # 94 - Pig # 7